

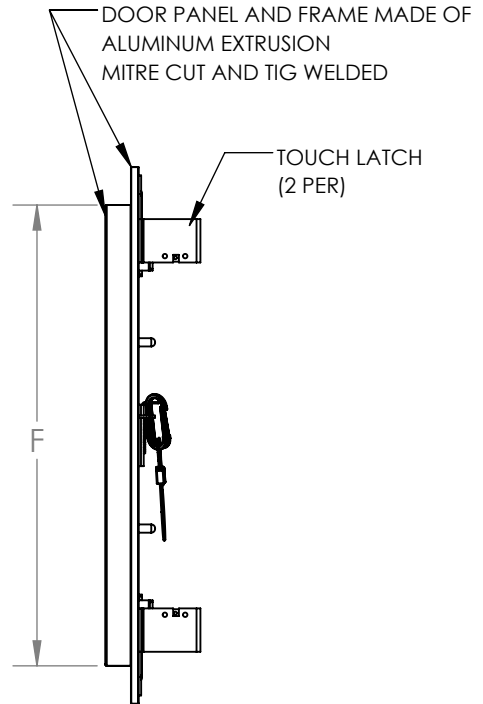
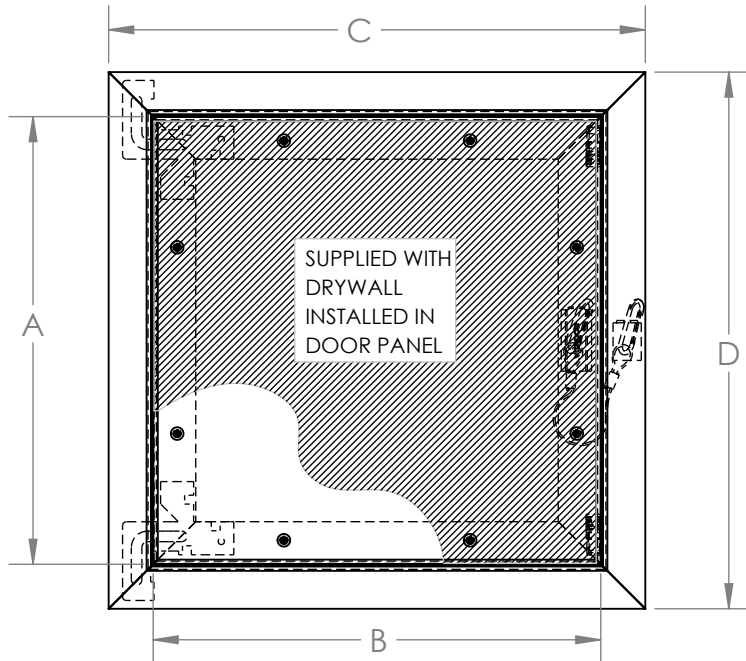
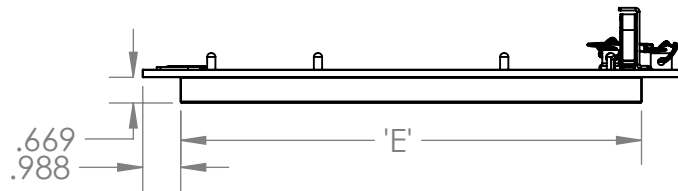


www.acudor.com  
 U.S.A: info@acudor.com / 800.722.0501  
 CANADA: info@acudor.ca / 844.228.3671  
 INTERNATIONAL: info@acudorintl.com  
 905.428.2240

# DW-5058

## RECESSED WITH DRYWALL

QTY	NOMINAL SIZE	A	B	C	D	E	F	LOCK
	8 X 8 (203 X 203)	7.750	7.750	10.000	10.000	8.000	8.000	2
	12 x 12 (305 x 305)	11.750	11.750	14.000	14.000	12.000	12.000	2
	16 x 16 (406 x 406)	15.750	15.750	18.000	18.000	16.000	16.000	2
	18 x 18 (457 x 457)	17.750	17.750	20.000	20.000	18.000	18.000	2
	24 x 24 (610 x 610)	23.750	23.750	26.000	26.000	24.000	24.000	2
	24 x 36 (610 x 914)	35.750	23.750	26.000	38.000	24.000	36.000	2



FOR WALL INSTALLATION, HINGE SHOULD BE LOCATED AT BOTTOM

### STANDARD FEATURES:

TOUCH LATCH; REMOVABLE DOOR PANEL;  
 SUITABLE FOR INSTALLATION IN 5/8" DRYWALL;  
 ALUMINUM DOOR AND FRAME POWDER PAINTED;  
 DOORS OVER 12" X 12" HAVE SAFETY CHAIN;  
 DUST SEAL GASKET.

### OPTIONS: LOCK TYPE

- SCREWDRIVER OPERATED CAM LATCH
- ALLEN HEAD CAM LATCH
- SPANNER HEAD CAM LATCH
- CYLINDER LOCK & KEY

JOB NAME:

APPROVED BY:

CUSTOMER:

DATE: